

R3050









EMT SET SCREW CONNECTOR - fleksan.com

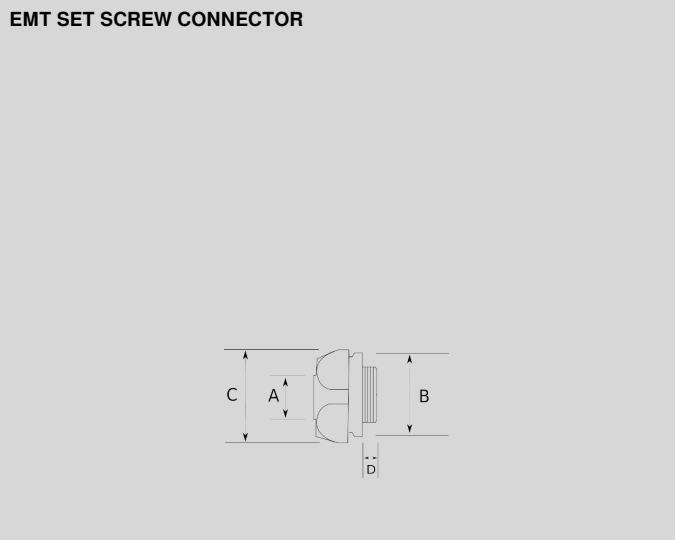


"Your Conduit Partner"

Infos of R3050 :



-  EMT SET SCREW CONNECTOR
-  IP
-  MIN 
-  MAX 
-  CERT
-  R3050



Sizes & Prices :

Product Code	Size	Size	A (mm)	B (mm)	C (mm)	D (mm)	Meters in Pack (шт)	Net Weight (кг/шт)
R305016	1/2"						100.00	0,022
R305021	3/4"						100.00	0,038
R305026	1"						50.00	0,051
R305035	1 1/4"						25.00	0,082
R305040	1 1/2"						20.00	0,103
R305052	2"						8.00	0,154
R305063	2 1/2"							0,000
R305078	3"							0,000
R305102	4"							0,000

Accessories :

EMT TEE COUPLING



R3710

EMT TEE COUPLING

EMT COMPRESSION CONNECTOR, STEEL, MALE



R4000

EMT COMPRESSION CONNECTOR, STEEL, MALE

EMT BOX COVER



R3690

EMT BOX COVER

EMT PULLING ELBOW, INSIDE CORNER SET SCREW 90



R3950

EMT PULLING ELBOW, INSIDE CORNER SET SCREW 90