

R3640









EMT BOX, SQUARE - fleksan.com

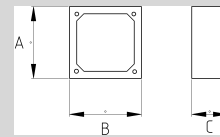


"Your Conduit Partner"

Infos of R3640 :



-  EMT BOX, SQUARE
-  IP
-  MIN 
-  MAX 
-  CERT
-  R3640



Sizes & Prices :

Product Code	Size	Size	A (mm)	B (mm)	C (mm)	D (mm)	Meters in Pack (pc)	Net Weight (kg/pc)
R364216	1/2"	3/4"	75.00	75.00	35.00		16.00	0,115
R364218	1/2"	3/4"	75.00	75.00	45.00			0,000
R364416	1/2"		102.00	102.00	38.00		8.00	0,275
R364418	1/2"	3/4"	102.00	102.00	38.00		8.00	0,288
R364420	1/2"	3/4"	102.00	102.00	38.00		8.00	0,301
R364616	1/2"		102.00	102.00	54.00		6.00	0,000
R364620	1/2"	3/4"	102.00	102.00	54.00		6.00	0,328
R364626	1"		102.00	102.00	54.00		6.00	0,335
R364716	1/2"	3/4"	120.00	120.00	54.00		18.00	0,485

Accessories :

EMT COMPRESSION CONNECTOR, STEEL, FEMALE



R4200

EMT COMPRESSION CONNECTOR, STEEL, FEMALE

EMT SET SCREW COUPLING



R3550

EMT SET SCREW COUPLING

EMT BOX, OCTAGONAL



R3680

EMT BOX, OCTAGONAL

EMT TWO HOLE STRAP



R3820

EMT TWO HOLE STRAP